

## TRIED & TRUE PROPS

A few carefully selected props helps to set the scene for an impressive pack meeting. A little “showmanship” along this line shows the boys and their parents that the pack leaders really care that they came to the meeting, and that there was advance planning and preparation. Many props can be made from scrap material. They need not be expensive or elaborately constructed to be impressive. Included here are some basic pieces of equipment that the pack may wish to acquire.


**Blue and Gold Tablecloth:** This will add color to the head table that holds the badges and other awards and possibly other ceremonial equipment. Make the tablecloth to fit from yellow fabric and trim it with blue binding, or vice versa. Use washable fabric, so it will be easy to take care of.

**Electric Candles:** These can be made from discarded electric candle Christmas ornaments. Run the wiring through a piece of conduit or heavy cardboard tubing to form the stem of the candle. Cover with blue or gold foil gift-wrap. Posters of the various ranks can be placed on small easels between the candles on the head table.

**Candles:** If permitted by your chartered organization, candle ceremonies can be impressive. The colors of candles can take on special significance. Logs with holes drilled along the top make impressive candleholders. Holders can also be made from scraps of lumber, plaster metal or other scrap material.

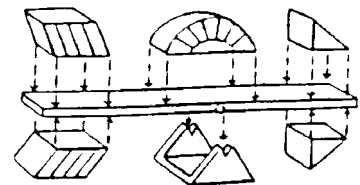

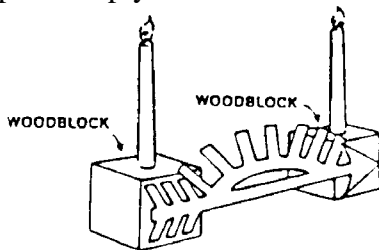
**Costumes:** It is effective for the Cubmaster to wear a costume in keeping with the monthly theme. This can be something as simple as a hat. Keep an element of surprise, though; keep them guessing. Don't over do it, and be sure you are in full uniform when not in costume. Over time, shopping at thrift shops and rummage sales, you can establish quite a wardrobe.

**Indian Headdress:** These are sometimes difficult and time-consuming to make, but Cubmasters will find it well worth the effort. With careful storage, a headdress will last for years. Transferring the headdress from the outgoing to the incoming Cubmaster can make an impressive ceremony in and of itself. The headdress alone, worn with the Scout uniform is adequate; however, some leaders may wish to wear full costumes. A simple blanket tossed over the shoulders works well with a headdress.




**Campfire:** A log cabin or teepee type fire can be nailed or bolted to a plywood base and lined with yellow, orange or red cellophane. Use a small string of individual blinking Christmas lights underneath. Make sure you use flameproof materials.

**Arrow of Light:** This can be cut from scrap plywood, painted yellow and mounted atop another piece of plywood for the base. Holes can be drilled to hold candles.



**Bridge to Scouting:** A bridge can be built from logs or scrap lumber using lengths of dowels for poles and white rope strung along the top. Graduating Cub Scouts look forward to crossing the bridge and being met by the Scoutmaster of the troop they are joining. It is a good idea to build the bridge so that the poles can be removed for easy storage. Some packs have adapted a series of steps instead of a bridge for the boys to cross. The steps represent the climb of the boys from Bobcat to Arrow of Light and into Boy Scouts on their trail to Eagle.



## Resources

### Staging Den and Pack Ceremonies

Pow Wow books      Pow Wow sessions

Other Leaders / Packs / Troops / Districts / Councils

Girl Scout materials      Church youth activity books

Web sites: [www.usscouts.org](http://www.usscouts.org), [www.scoutxing.com](http://www.scoutxing.com), [www.google.com](http://www.google.com)

Room mothers

Costume Shops

Garage sales

Your own imagination!

### Cub Scout Leaders Handbook

Roundtables

Basic Training

Native American literature

Teachers literature

### Standard Props for Ceremonies

(reusable in different ceremonies)

- advancement boards/ladders
- electric campfire
- lighted symbols/boxes
- graduation bridges
- archways (to Boy Scouting)
- costumes (Indian, etc)
- flags
- candle holders (logs, wood blocks, etc)
- large letters/cards
- blue and gold items
- stands with advancement signs
- handmade certificates
- neckerchiefs and slides
- battery powered candles
- candles of different shapes